

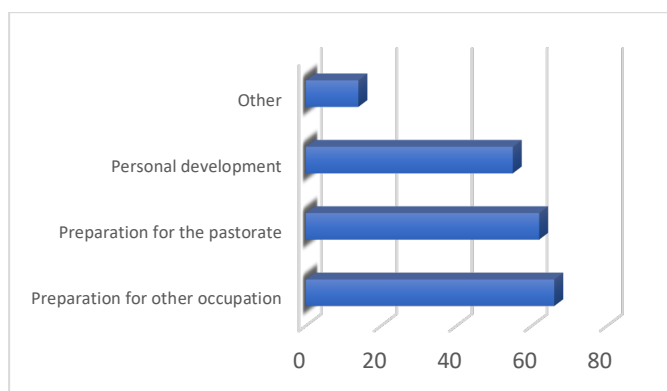
STUDENT SATISFACTION SURVEY

In 2020-21 an *ECTE Student Satisfaction Survey* was conducted²¹¹. 197 students from ECTE member schools participated (105 male and 92 female). 82 are enrolled in Bachelor level programmes, 38 in Certificate, 36 in Diploma and 40 in Master level programmes. 96 evaluated onsite delivery programmes, 52 hybrid programmes and 43 online delivery programmes. The following tables provide the data and the averages for each category (averages 5 = Very satisfied – 0 Very unsatisfied).

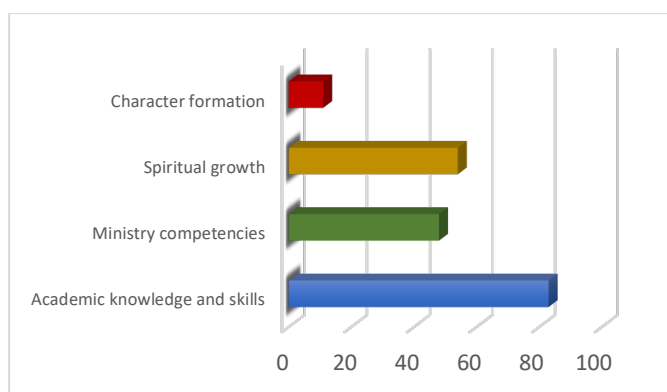
Summative analysis:

- Students engage in the study of theology for three sets of reasons, all equally weighed.
- Expectations in terms of academic preparation and ministry competences align. Expectations in terms of spiritual growth are somewhat disappointed. Results in terms of character formation are higher than expectations.
- Despite the COVID-19 disruptions, the overall satisfaction of ECTE students is very high, with an average score of **4,5**.
- The areas of greatest satisfaction are teaching quality, learning opportunities and atmosphere and personal contact, all scoring **4,6**.
- The areas of least satisfaction are learning resources **4,4** and placements **4,3**. This is in part explainable by the COVID-19 pandemic where placements were often impossible and there was an additional stress on learning resources without physical access to libraries and faculty.

Reason for study:

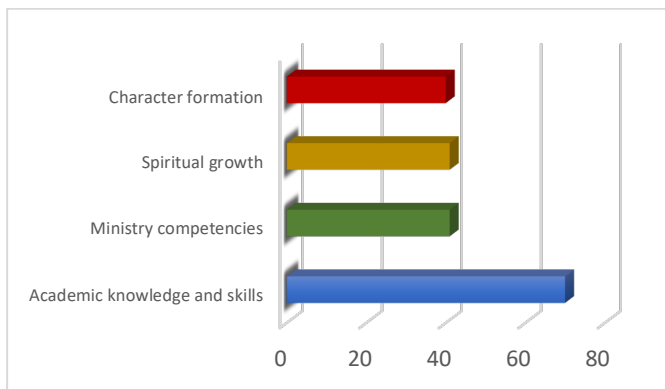


Where did you expect to grow the most?

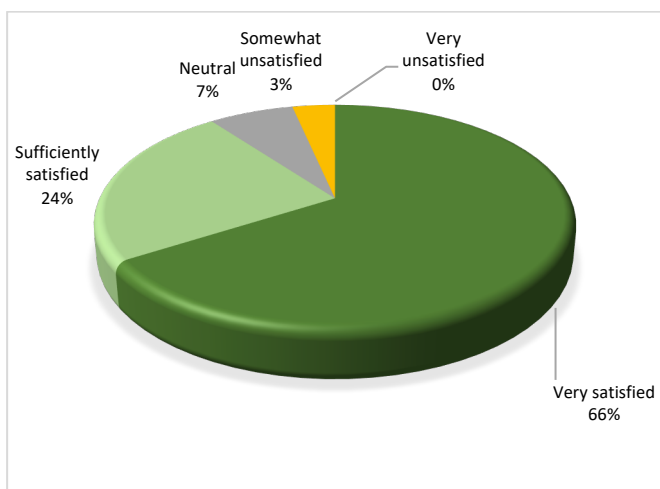


Where have you grown the most?

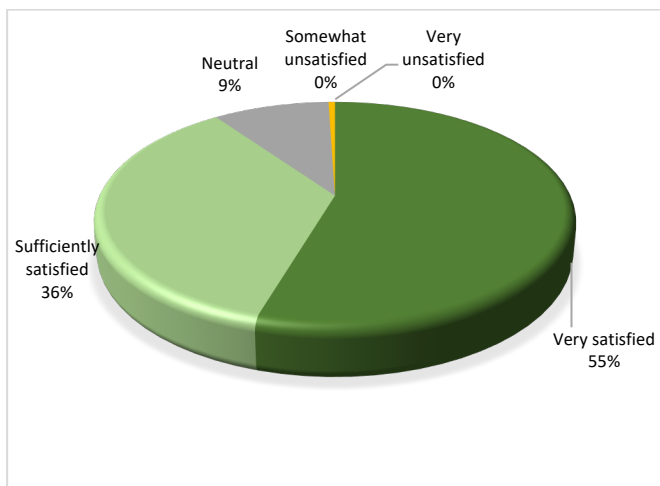
²¹¹ <http://ecte.eu/development/surveys/ecte-student-satisfaction-survey-2020-21/>



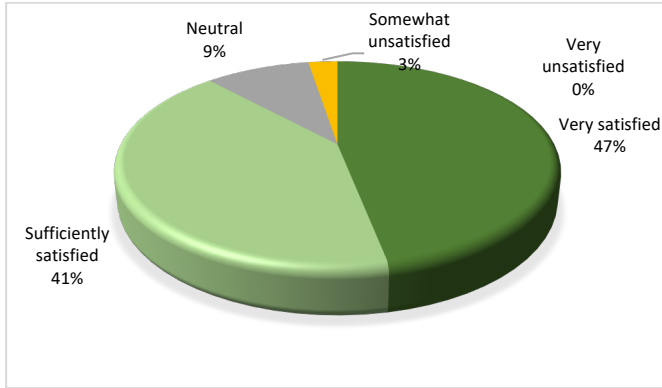
Satisfaction with the teaching on my course: 4,6



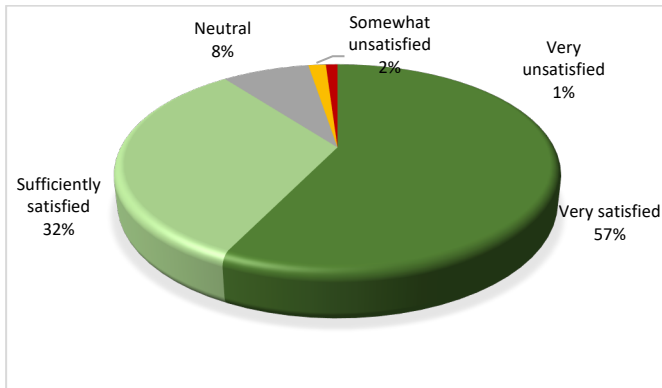
Satisfaction with learning opportunities: 4,6



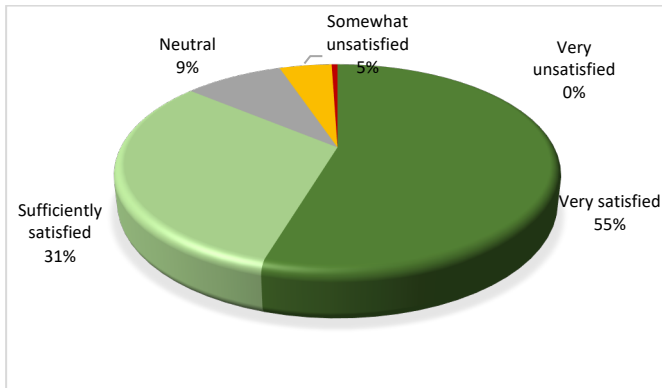
Satisfaction with assessment and feedback: 4,5



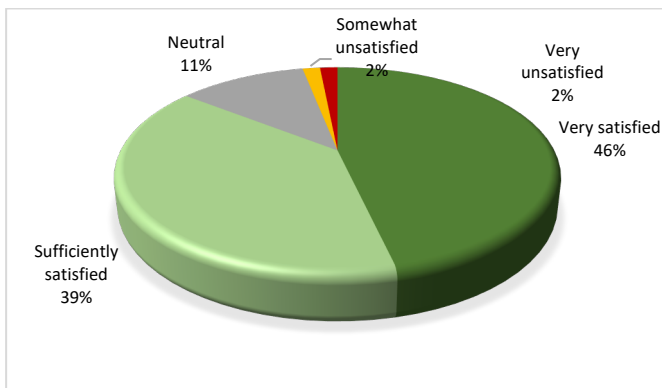
Satisfaction with educational support: 4,5



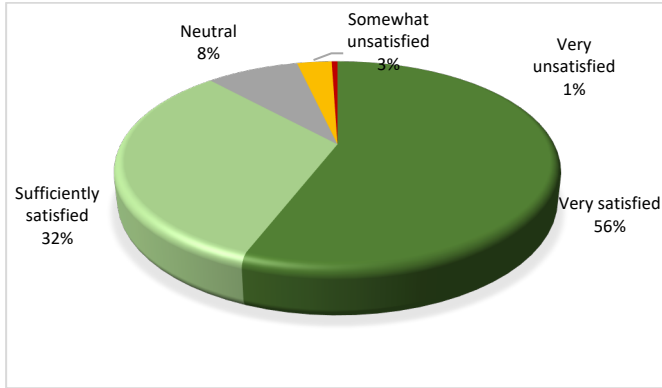
Satisfaction with organisation: 4,5



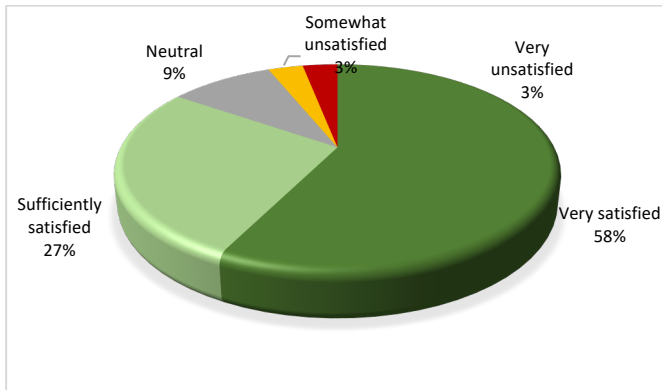
Satisfaction with learning resources: 4,4



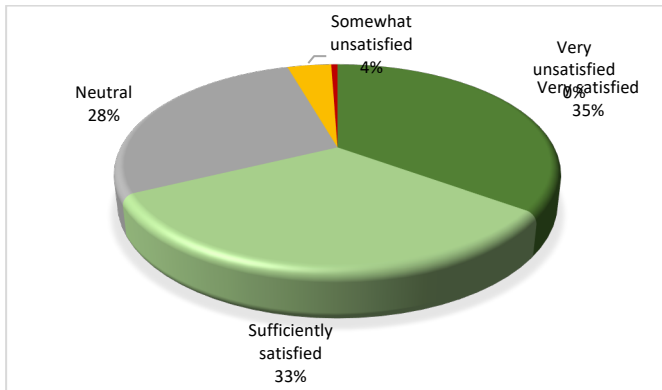
Satisfaction with learning community: 4,5



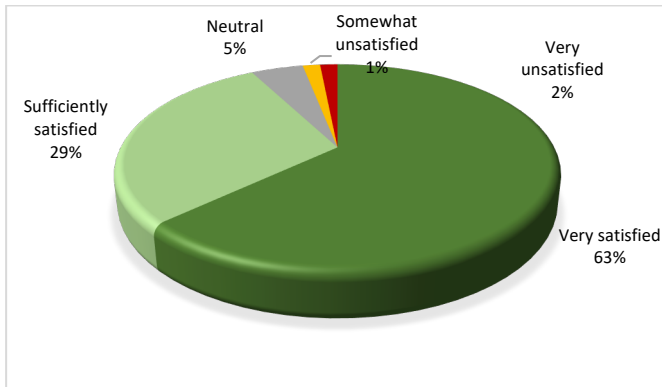
Satisfaction with student voice: 4,5



Satisfaction with placements: 4,3



Satisfaction with personal contact and atmosphere: 4,6



Would you recommend your institution? 4,6

